

POINT SOURCE™

Compensated Edge Detectors

Dynamically compensated edge detectors for single point web guide accuracy — using ultrasonic or infrared technology

AccuWeb's point source edge detectors utilize a unique two beam system that continuously monitors the energy transmitted, while automatically compensating for minute environmental changes to maintain consistent guide point. This means improved web accuracy and reliability with less downtime.

Even in the harshest environments, no other edge detector gives you more accuracy and reliability.

- **Dynamically Compensated** — Our exclusive technology automatically adjusts for all environmental, process and web changes — temperature, relative humidity, barometric pressure, dirt, dust, Oxi-Dry, nitrogen additions, web flutter, or passline variations.
- **Any Web Material** — AccuWeb's compensated edge detectors are available in ultrasonic and infrared technology to effectively guide all web materials — paper, film, foil, nonwovens, mesh, metals — regardless of opacity level or density. Select either ultrasonic or infrared models depending on materials.
- **Totally Automated - No Maintenance** — Our compensated edge detectors self-calibrate automatically. No operator adjustments necessary — resulting in faster make-ready. Other than an occasional wipe down, no maintenance is required.
- **Hazardous Duty Operation** — Intrinsically safe models are available to operate in Class I, Division 1 Group C&D hazardous environments.
- **Special Applications** — High temperature models available for ovens up to 500°F (260°C). Infrared models available for vacuum environments to 10⁻⁶ Torr

Compatible with Micro 1000® and Micro 4000® NET controllers




Available in ultrasonic and infrared models



High temperature, compensated ultrasonic model for ovens up to 500°F (260°C)



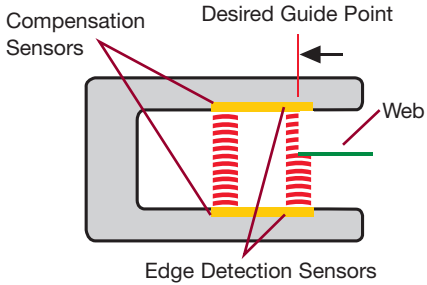
Optional edge detector mounting brackets are designed for fast, accurate micro adjustments



Manufactured in the United States under one or more patents and trademarks.

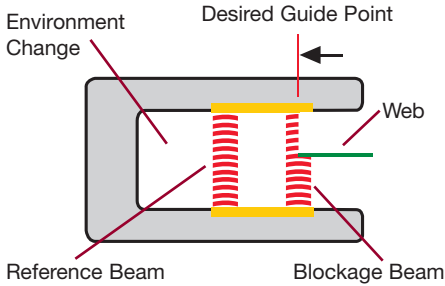
**AccuWeb, Inc.**
www.accuweb.com

The advantage of dynamic compensated technology



Two beams of pulsed energy are transmitted across the detector gap. The amount of energy received by the Edge Detection Sensor is converted to a digital web position signal.

The amount of energy received by the Compensation Sensors provides a continuous reference signal to eliminate guide point drift due to changes in temperature, humidity, dust, dirt, ink overspray, web flutter, passline variations, barometric pressure or other environmental factors.



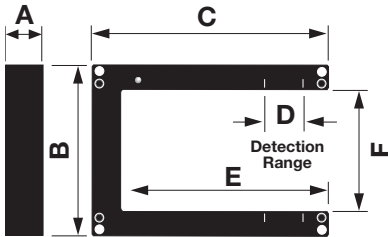
As environmental conditions change, the Compensation, or Reference Beam, monitors the conditions in real time and proportionally adjusts the web detection beam to maintain the original guide point.

Ultrasonic and Infrared Comparison

	Ultrasonic	Infrared
Material		
Clear film	✓	
Opaque film	✓	✓
Paper	✓	✓
Foil	✓	✓
Metal	✓	✓
Nonwoven	*	✓
Woven	*	✓
Cloth	*	✓
Mesh	*	✓

* Sample resolution test required

Edge Detector Dimensions



Model	Dimensions — Inches (mm)					
	A	B	C	D	E	F
1.5x3	.88 (22)	3.00 (76)	3.50 (89)	0.25 (6)	2.75 (70)	1.50 (38)
3x3	.88 (22)	4.50 (114)	3.50 (89)	0.25 (6)	2.75 (70)	3.00 (76)
4x6	.88 (22)	5.50 (140)	6.75 (171)	0.25 (6)	6.00 (152)	4.00 (102)
4x12	.88 (22)	5.50 (140)	13.25 (327)	0.25 (6)	12.00 (305)	4.00 (102)

Specifications

Temperature Range:

- 32°F (0°C) – 185°F (85°C)

Construction:

- Anodized aluminum, stainless steel, or engineered polymer (available washdown options)

Linearity:

- 0.5% - 3.0% over entire temperature range



Toll free: (888) 422-2893 • Web site: www.accuweb.com

You'll always get more value from AccuWeb

- Every AccuWeb edge detector has our exclusive dynamic compensation technology.
- Hard-coat anodized aluminum or custom engineered polymer housings provide extremely durable, yet light-weight edge detectors.
- Compensated ultrasonic versions are available for high temperature applications up to 500°F (260°C).
- Stainless steel and water-proof options are available for wet or harsh environments.

Mounting Bracket Options



E/DBKT 6000-04 Manual Adjust Edge Detector Bracket mounts to a 1", or 25mm, square bar



E/DBKT 6001-04 Micrometer Adjust Edge Detector Bracket mounts to a 1", or 25mm, square bar

World Headquarters

P.O. Box 7816
Madison, WI U.S.A. 53707
Phone: (608) 223-0625
Fax: (608) 223-0074

European Sales and Support

Formanguieres 87
CH-1782 Belfaux/Switzerland
Phone: +41 26 475 5028
Fax: +41 26 475 5025