



PO Box 7816
 Madison, Wisconsin USA
 Ph: 608-223-0625 Fax: 608-223-0074
 Email: frontdesk@bstna.com

WINDER

Application Data Form - Ver 1.5

CUSTOMER DATA			
NAME/TITLE			
COMPANY			
ADDRESS			
CITY/STATE/ZIP		COUNTRY	
PHONE		FAX	
EMAIL			
CUSTOMER STATUS	<input type="checkbox"/> NEW	<input type="checkbox"/> EXISTING	<input type="checkbox"/> OEM

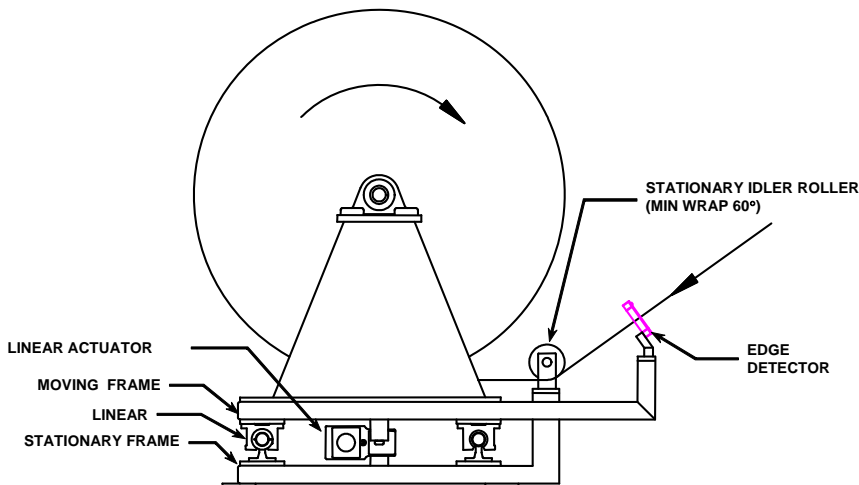
SUBMITTED BY	
NAME	DATE
REPRESENTING	COUNTRY
PHONE	FAX
REF. NO.	

WEB INFORMATION			
MATERIAL DESCRIPTION (Film, Paper, Non-woven, etc.)			
MATERIAL CHARACTERISTICS			
<input type="checkbox"/> OPAQUE	<input type="checkbox"/> TACKY	<input type="checkbox"/> TRANSLUCENT	
<input type="checkbox"/> REFLECTIVE	<input type="checkbox"/> SMOOTH	<input type="checkbox"/> TRANSPARENT	
<input type="checkbox"/> ABRASIVE	<input type="checkbox"/> OTHER _____		
EDGE CHARACTERISTICS			
<input type="checkbox"/> SMOOTH	<input type="checkbox"/> RAGGED	<input type="checkbox"/> BAGGY	
<input type="checkbox"/> OTHER _____			
WEB WIDTH	MIN _____ IN	MAX ERROR	± _____ IN
	MAX _____ IN	CORRECTION	± _____ IN
WEB TENSION	MIN _____ PLI	WEB THICKNESS	_____ IN
	MAX _____ PLI	WEB SPEED	_____ FPM
WEB TEMP (°F/°C)	_____	IDLER DIA REQUESTED	_____ IN

MACHINE TYPE	
<input type="checkbox"/> COATER/LAMINATOR	<input type="checkbox"/> FLEXO PRESS
<input type="checkbox"/> BAG MAKER	<input type="checkbox"/> SHEETER
<input type="checkbox"/> SLITTER/WINDER	<input type="checkbox"/> CI PRESS
<input type="checkbox"/> OTHER _____	
MACHINE NAME/LOCATION	
MACHINE MANUFACTURER/MODEL NUMBER	

OPERATING ENVIRONMENT		AMBIENT LEAVE BLANK
<input type="checkbox"/> HAZARDOUS	<input type="checkbox"/> DUSTY	
<input type="checkbox"/> CLEAN ROOM	<input type="checkbox"/> VACUUM	
<input type="checkbox"/> WET/HUMID/SPLASH	<input type="checkbox"/> CORROSIVE	
<input type="checkbox"/> OTHER _____	TEMP (°F/°C) _____	
DEFINE _____		

TYPICAL REWIND STAND LAYOUT





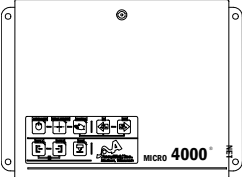
MOVING STAND DATA			
LINEAR BEARINGS	<input type="checkbox"/> THOMPSON TYPE	<input type="checkbox"/> CAM/TRACK	
	<input type="checkbox"/> V-WHEEL	<input type="checkbox"/> OTHER	
ROLL DIAMETER	_____	<input type="checkbox"/> INCHES	<input type="checkbox"/> MM
TOTAL TRAVEL (CORRECTION)	+/- _____	<input type="checkbox"/> INCHES	<input type="checkbox"/> MM
ROLL WEIGHT	_____	<input type="checkbox"/> LBS	<input type="checkbox"/> KG
MOVING STAND WEIGHT	_____	<input type="checkbox"/> LBS	<input type="checkbox"/> KG
TOTAL WEIGHT	_____	<input type="checkbox"/> LBS	<input type="checkbox"/> KG
BREAKAWAY FORCE	_____	<input type="checkbox"/> LBS	<input type="checkbox"/> KG

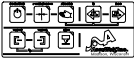




PO Box 7816
 Madison, Wisconsin USA
 Ph: 608-223-0625 Fax: 608-223-0074
 Email: frontdesk@bstna.com

WINDER

Application Data Form – Ver 1.5

GUIDE OPERATION (CHECK ALL THAT APPLY)	EDGE: <input type="checkbox"/> ARRAY <input type="checkbox"/> POINTSOURCE	CENTERLINE: <input type="checkbox"/> ARRAY <input type="checkbox"/> POINTSOURCE	<input type="checkbox"/> LINE	<input type="checkbox"/> OTHER _____
CABLE LENGTH (12' STD)	E/D "A": _____ ft.	E/D "B": _____ ft.	ACCUBEAM 3 / CLS PRO 600: _____ ft.	ACTUATOR: _____ ft.
CONTROL TYPE	 EVO 150 <input type="checkbox"/>	 MICRO 1000 <input type="checkbox"/>	 MICRO 4000 NET <input type="checkbox"/>	
CONTROL VOLTAGE	<input type="checkbox"/> 24 V DC	<input type="checkbox"/> 90-136 V AC/50-60HZ/SINGLE PHASE	<input type="checkbox"/> 210-240 V AC/50-60HZ/SINGLE PHASE	

OPERATOR INTERFACE (CHECK ALL THAT APPLY)	<input type="checkbox"/> SWITCH PAD 	<input type="checkbox"/> RGP 	<input type="checkbox"/> 4.3" HMI TOUCH SCREEN 	<input type="checkbox"/> PLC RELAY CARD (MICRO 1000 ONLY)			
SWITCHPAD LOCATION	<input type="checkbox"/> CONTROLLER		<input type="checkbox"/> CANTILEVER BRACKET (SHEET METAL GUIDES ONLY)				
FIELDBUS	<input type="checkbox"/> DEVICENET (MICRO 4000 NET)	<input type="checkbox"/> CONTROLNET (MICRO 4000 NET)	<input type="checkbox"/> ETHERNET (EVO 150 & MICRO 4000 NET)	<input type="checkbox"/> PROFINET (EVO 150 & MICRO 4000 NET)	<input type="checkbox"/> PROFIBUS (MICRO 4000 NET)	<input type="checkbox"/> CANBUS (MICRO 4000 NET)	<input type="checkbox"/> MODBUS+ (MICRO 4000 NET)
OSCILLATION (IF APPLICABLE)	OSCILLATION RATE _____ IN/MIN			OSCILLATION DISTANCE ± _____ IN			
	PROPORTIONAL TO LINE SPEED <input type="checkbox"/> YES <input type="checkbox"/> NO (MICRO 4000 NET ONLY)			EXTERNAL OSCILLATION ON/OFF SWITCH <input type="checkbox"/> YES <input type="checkbox"/> NO (MICRO 4000 NET ONLY)			
WEB WIDTH MONITOR (CHECK ALL THAT APPLY)	<input type="checkbox"/> FIELDBUS			<input type="checkbox"/> ANALOG ±0-10VDC			

APPLICATION DESCRIPTION:

ATTACH WEB PATH SKETCH WHEN SUBMITTING THIS FORM OR FAX YOUR SKETCH TO 1-608-223-0074.